








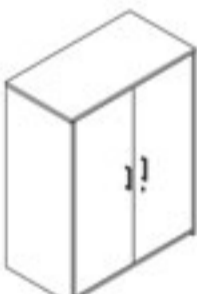
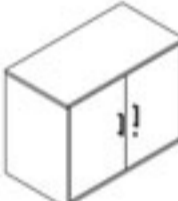
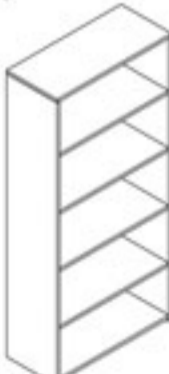



8

STORAGE

# puzzle cupboards



## puzzle cupboards - product list


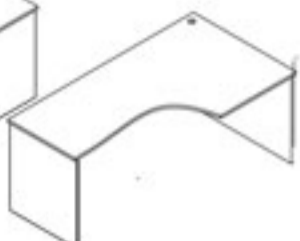
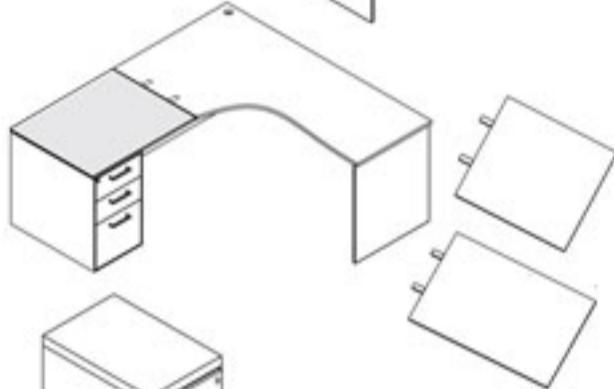





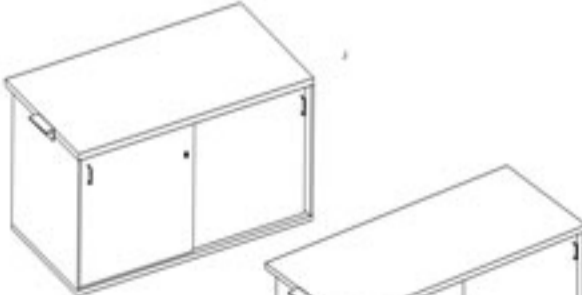
	description	size	code
	<b>4 drawer filing cabinet</b> with whalebone handles	1490(h) x 500(w) x 600(d) 16mm top and bottom	PZ800
	<b>hinge door cabinet</b> including 4 x 3/3 laminate shelves with whalebone handles	1800(h) x 1100(w) x 450(d) 16mm top and bottom	PZ801
	<b>hinge door cabinet</b> including 3 x 3/3 laminate shelves with whalebone handles	1500(h) x 1100(w) x 450(d) 16mm top and bottom	PZ802
	<b>5 tier bookcase</b> hinge doors including 4x 2/3 laminate shelves with whalebone handles	1800(h) x 900(w) x 350(d) 16mm top and bottom	PZ803
	<b>4 tier bookcase</b> hinge doors including 3x 2/3 laminate shelves with whalebone handles	1500(h) x 900(w) x 350(d) 16mm top and bottom	PZ804
	<b>3 tier bookcase</b> hinge doors including 2x 2/3 laminate shelves with whalebone handles	1200(h) x 900(w) x 350(d) 16mm top and bottom	PZ805
	<b>2 tier bookcase</b> hinge doors including 2/3 laminate shelves with whalebone handles	900(h) x 900(w) x 350(d) 16mm top and bottom	PZ806
	<b>5 tier bookcase</b> including laminate shelves	1800(h) x 900(w) x 350(d) 16mm top and bottom	PZ807
	<b>4 tier bookcase</b> including laminate shelves	1500(h) x 900(w) x 350(d) 16mm top and bottom	PZ808
	<b>3 tier bookcase</b> including laminate shelves	1200(h) x 900(w) x 350(d) 16mm top and bottom	PZ809
	<b>2 tier bookcase</b> including laminate shelves	900(h) x 900(w) x 350(d) 16mm top and bottom	PZ810

# wavezone panel



Wavezone panel is a traditional panel desking system, featuring curved desk tops (one shot tops), supported by a variety of credenzas, desk height pedestals and l/ extensions. Suspended pedestals and mobile pedestal options are also available. The Wavezone panel range is suitable for both managerial and clerical workstation configurations and is available in various laminate finishes.






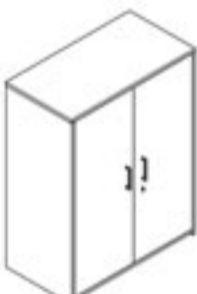





## wavezone panel - product list

	description	size	code
	<b>one shot top - lhs</b> 22mm top with power cut out, including 16mm panel legs and 16mm modesty panel	1 800(w) x 900(d) x 600(d) x 600(d)	WVZ100
	<b>one shot top - rhs</b> 22mm top with power cut out, including 16mm panel legs and 16mm modesty panel	1 800(w) x 900(d) x 600(d) x 600(d)	WVZ101
	<b>one shot top - lhs</b> 22mm top with power cut out, including 16mm panel legs and 16mm modesty panel	1 600(w) x 900(d) x 600(d) x 600(d)	WVZ102
	<b>one shot top - rhs</b> 22mm top with power cut out, including 16mm panel legs and 16mm modesty panel	1 600(w) x 900(d) x 600(d) x 600(d)	WVZ103
	<b>extension top</b> with 2 link plates	600(w) x 600(d) - 22mm	WVZ104
	<b>extension top</b> with 2 link plates	900(w) x 600(d) - 22mm	WVZ105
	<b>1S1F mobile pedestal</b> with drop in pen and pencil tray 1 standard drawer 1 deep filer with whalebone handles	400(w) x 525(d) x 450(h)	PB2006
	<b>3S mobile pedestal</b> drop in pen and pencil tray 3 standard drawers whalebone handles	400(w) x 525(d) x 450(h)	PB2007
	<b>desk height pedestal 2S1F</b> drop in pen and pencil tray 2 standard drawers, 1 deep filer, no top with whalebone handles	400(w) x 525(d) x 708(h)	5005
	<b>desk height pedestal 4S</b> drop in pen and pencil tray, 4 standard drawers, no top with whalebone handles	400(w) x 525(d) x 708(h)	5006
	<b>top drawer lockable desk height day filer pedestal</b> drop in pen and pencil tray 2 standard drawers, no top with whalebone handles and open bottom lever-arch filer section	400(w) x 525(d) x 708(h)	WVZ106
	<b>sliding door credenza</b> with 1 100(w) x 650(d) top including 3/3 laminated shelf and storage bracket with whalebone handles	1 100(w) x 500(d) x 730(h) 22mm top and bottom	W8210
	<b>sliding door credenza</b> with 900(w) x 650(d) top including 2/3 laminated shelf and storage bracket with whalebone handles	900(w) x 500(d) x 730(h) 22mm top and bottom	W8211

# wavezone panel cupboards



## wavezone panel cupboards - product list

	description	size	code
	<b>4 drawer filing cabinet</b> with whalebone handles	1490(h) x 500(w) x 600(d) 16mm top and bottom	PZ800
	<b>hinge door cabinet</b> including 4 x 3/3 laminate shelves with whalebone handles	1800(h) x 1100(w) x 450(d) 16mm top and bottom	PZ801
	<b>hinge door cabinet</b> including 3 x 3/3 laminate shelves with whalebone handles	1500(h) x 1100(w) x 450(d) 16mm top and bottom	PZ802
	<b>5 tier bookcase</b> hinge doors including 4x 2/3 laminate shelves with whalebone handles	1800(h) x 900(w) x 350(d) 16mm top and bottom	PZ803
	<b>4 tier bookcase</b> hinge doors including 3x 2/3 laminate shelves with whalebone handles	1500(h) x 900(w) x 350(d) 16mm top and bottom	PZ804
	<b>3 tier bookcase</b> hinge doors including 2x 2/3 laminate shelves with whalebone handles	1200(h) x 900(w) x 350(d) 16mm top and bottom	PZ805
	<b>2 tier bookcase</b> hinge doors including 2/3 laminate shelves with whalebone handles	900(h) x 900(w) x 350(d) 16mm top and bottom	PZ806
	<b>5 tier bookcase</b> including laminate shelves	1800(h) x 900(w) x 350(d) 16mm top and bottom	PZ807
	<b>4 tier bookcase</b> including laminate shelves	1500(h) x 900(w) x 350(d) 16mm top and bottom	PZ808
	<b>3 tier bookcase</b> including laminate shelves	1200(h) x 900(w) x 350(d) 16mm top and bottom	PZ809
	<b>2 tier bookcase</b> including laminate shelves	900(h) x 900(w) x 350(d) 16mm top and bottom	PZ810

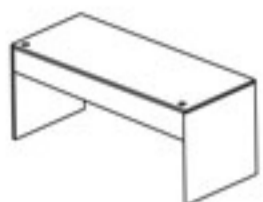




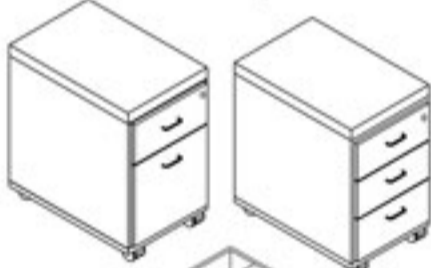







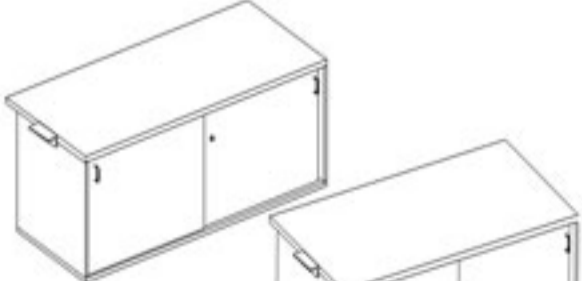

# panel lite



Panel lite is a functional and cost-effective panel desking system, that offers a variety of standalone or clustered configurations, and is complimented by a variety of storage units and personal filing drawers. Available in various laminate finishes. Various screen options are available allowing for personalized workspace.








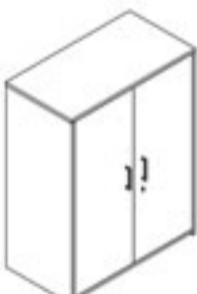
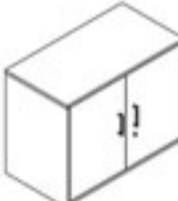
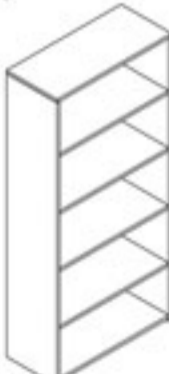



## panel lite - product list

	description	size	code
	<b>panel lite desk</b>	1800(w) x 750(d)	1112
	16mm top, including panel legs 16mm	1600(w) x 750(d)	1113
	and modesty panel 16mm with 2 power cut outs	1200(w) x 750(d)	1114
	<b>panel extension top</b>	1100(w) x 600(d)	1115
	16mm top, no leg		
	<b>panel l/extension</b>	1100(w) x 600(d)	1116
	16mm top, with 16mm panel leg, 16mm modesty panel and 3 small link plates		
	<b>1S1F suspended pedestal</b>	400(w) x 550(d) x 396(h)	CPU101
	with drop in pen & pencil tray 1 standard drawer		
	1 deep filer no top with whalebone handles		
	<b>2S suspended pedestal</b>	400(w) x 525(d) x 450(h)	CPU201
	with drop in pen & pencil tray 2 standard drawers no top		
	<b>3S suspended pedestal</b>	400(w) x 525(d) x 450(h)	CPU003
	with drop in pen & pencil tray 3 standard drawers no top		
	with whalebone handles		
	<b>1S1F mobile pedestal</b>	400(w) x 525(d) x 450(h)	4006
	with drop in pen and pencil tray		
	1 standard drawer 1 deep filer with whalebone handles		
	<b>3S mobile pedestal</b>	400(w) x 525(d) x 450(h)	4007
	drop in pen and pencil tray 3 standard drawers no top with whalebone handles		
	<b>2S1F desk height pedestal</b>	400(w) x 525(d) x 708(h)	5005
	with drop in pen & pencil tray and whalebone handles		
	<b>day filer open</b>	300(w) x 500(d) x 450(h)	5006A
	pull out top drawer open bottom with whalebone handles		
	<b>day filer open</b>	300(w) x 500(d) x 450(h)	5006B
	pull out top drawer open bottom with castors with whalebone handles		
	<b>day filer closed</b>	300(w) x 500(d) x 450(h)	5006C
	pull out top drawer hinge door bottom with whalebone handles		
	<b>day filer closed</b>	300(w) x 500(d) x 450(h)	5006D
	pull out top drawer hinge door bottom with castors with whalebone handles		
	<b>sliding door credenza</b>	1100(w) x 500(d) x 730(h)	PZ8210
	including 3/3 laminated shelf and storage bracket with whalebone handles	16mm top and bottom	
	<b>sliding door credenza</b>	900(w) x 500(d) x 730(h)	PZ8211
	including 2/3 laminated shelf and storage bracket with whalebone handles	16mm top and bottom	

# panel lite cupboards







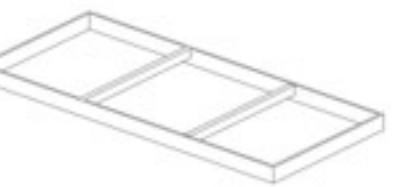
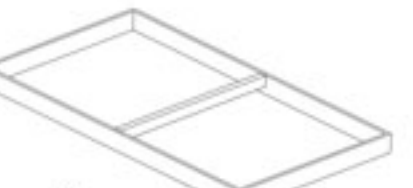
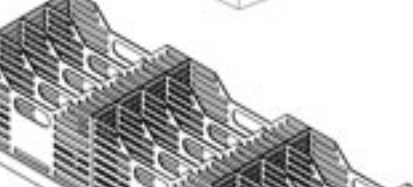

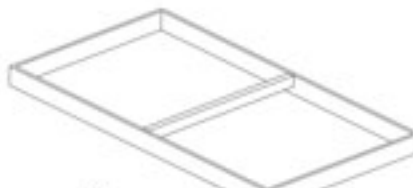
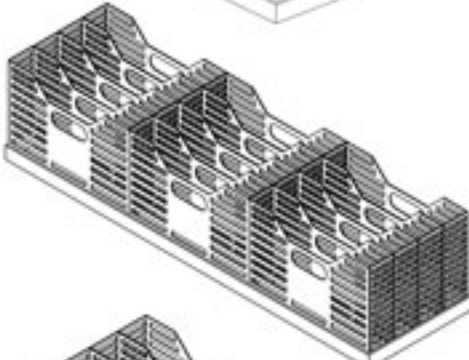
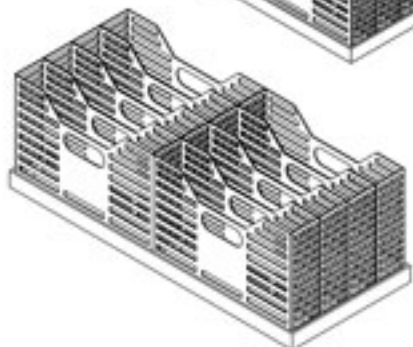

## panel lite cupboards - product list

	description	size	code
	<b>4 drawer filing cabinet</b> with whalebone handles	1490(h) x 500(w) x 600(d) 16mm top and bottom	PZ800
	<b>hinge door cabinet</b> including 4 x 3/3 laminate shelves with whalebone handles	1800(h) x 1100(w) x 450(d) 16mm top and bottom	PZ801
	<b>hinge door cabinet</b> including 3 x 3/3 laminate shelves with whalebone handles	1500(h) x 1100(w) x 450(d) 16mm top and bottom	PZ802
	<b>5 tier bookcase</b> hinge doors including 4x 2/3 laminate shelves with whalebone handles	1800(h) x 900(w) x 350(d) 16mm top and bottom	PZ803
	<b>4 tier bookcase</b> hinge doors including 3x 2/3 laminate shelves with whalebone handles	1500(h) x 900(w) x 350(d) 16mm top and bottom	PZ804
	<b>3 tier bookcase</b> hinge doors including 2x 2/3 laminate shelves with whalebone handles	1200(h) x 900(w) x 350(d) 16mm top and bottom	PZ805
	<b>2 tier bookcase</b> hinge doors including 2/3 laminate shelves with whalebone handles	900(h) x 900(w) x 350(d) 16mm top and bottom	PZ806
	<b>5 tier bookcase</b> including laminate shelves	1800(h) x 900(w) x 350(d) 16mm top and bottom	PZ807
	<b>4 tier bookcase</b> including laminate shelves	1500(h) x 900(w) x 350(d) 16mm top and bottom	PZ808
	<b>3 tier bookcase</b> including laminate shelves	1200(h) x 900(w) x 350(d) 16mm top and bottom	PZ809
	<b>2 tier bookcase</b> including laminate shelves	900(h) x 900(w) x 350(d) 16mm top and bottom	PZ810

# components shelves, trays and cradles



## components - shelves, trays and cradles

	description	size	code
	<b>3/3 shelf steel</b> for 1100mm (w) hinge door unit / 1200mm (w) r/door including shelf pins	1100(w) x 500(d) silver 1100(w) x 500(d) charcoal	Z33S Z33C
	<b>3/3 shelf laminate</b>	1100(w) x 500(d)	33L
	<b>2/3 steel shelf</b> for 900mm (w) roller door unit / 900mm (w) hinge door unit including shelf pins	900(w) x 500(d) silver 900(w) x 500(d) charcoal	Z23S Z23C
	<b>2/3 shelf laminate</b>	900(w) x 500(d)	23L
	<b>860 shelf steel</b>	900(w) x 500(d) silver	Z860S
	<b>860 shelf steel</b>	900(w) x 500(d) charcoal	Z860C
	<b>860 shelf laminate</b>		860L
	<b>3/3 pull out cradle</b> for 1100mm (w) hinge door unit / 1200mm (w) r/door including slides	1100(w) x 500(d) silver 1100(w) x 500(d) charcoal	Z33POCS Z33POCC
	<b>2/3 pull out cradle</b> for 900mm (w) roller door unit including slides	900(w) x 500(d) silver 900(w) x 500(d) charcoal	Z23POCS Z23POCC
	<b>3/3 pull out tray</b> for 1100mm (w) hinge door unit ./ 1200mm (w) r/door including slides & dividers	1100(w) x 500(d) silver 1100(w) x 500(d) charcoal	Z33POTS Z33POTC
	<b>2/3 pull out tray</b> for 900mm (w) roller door unit including slides & dividers	900(w) x 500(d) silver 900(w) x 500(d) charcoal	Z23POTS Z23POTC
	<b>filing basket</b> in order to file suspended files order 400 cradle for A4 filing only		FB101



  
in the office  
FURNITURE

**MAKE YOUR WORKPLACE A HAPPY SPACE**

Contact Adel on 063 246 2997 or Michael on 083 627 8203  
adel@itofurniture.co.za or michael@itofurniture.co.za  
[www.itofurniture.co.za](http://www.itofurniture.co.za)